

Student

Online Quizzes: Dos and Don'ts!

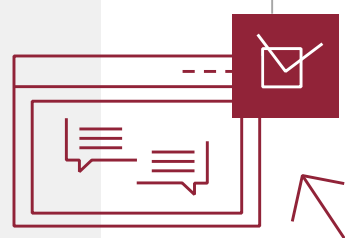
Follow these simple steps to successfully complete an online quiz.



DO:



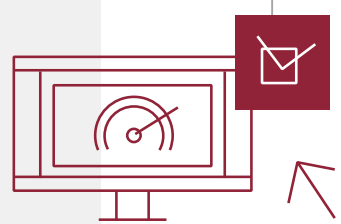
Ensure that you have a stable, hard-wired internet connection.




Have as few browser tabs open as possible.



Read the quiz instructions carefully.



Ensure that you have a high bandwidth availability.



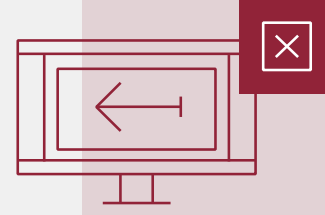
Close all applications for the duration of the quiz.




Verify that all questions have been answered prior to submitting the quiz.



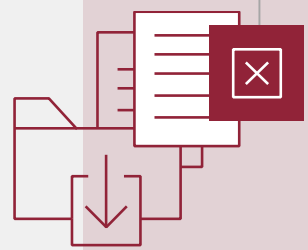
DO NOT:



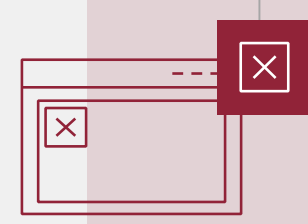
Select the back button on your internet browser or close the browser window.




Refresh the page during a quiz.



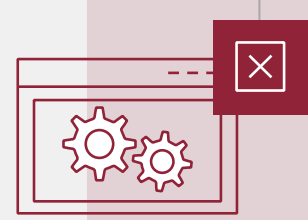
Download any applications or material.



Connect to a quiz using multiple devices or browsers.



Stream videos or music.



Alter browser security settings.